



1

And we're off!

Unit objectives

- talk about personal achievements
- talk about qualities that employers look for
- make and respond to introductions
- write a comment in response to an article
- practice a job interview

Start speaking

- A** Look at the photo. Where are the people? What are they about to do? How do you think they feel? Why?
- B** Think of a new activity you are about to start or that you have started recently (a new job, a new sport, a new course, etc.). What is it? How do you feel about it? For ideas, watch Atchariyapol's video.
- C** Report three things your partner told you to your group.



Real student

Do you feel the same as Atchariyapol?



- talk about personal achievements

1 Language in context

- A** **Pair work** Look at the photos and describe what the people are doing. Then read the social media post. What is the challenge? Which person wrote it? Why do you think that?



Five things about me

Here's my response to the latest social media challenge!

(If I get 1,000 likes, my boss will donate \$1,000 to charity. So please like my list!)

- 1 Every year I **set myself a goal** of learning a new skill. I've done a lot of different things. Last year I learned to play chess. This year I've been learning computer animation and design.
- 2 People tell me I **have a great sense of humor**, and I love to **tell jokes**!
- 3 A few years ago, while I was working at a summer camp, a girl came screaming out of her cabin because she saw a huge spider on her bed. I hate spiders, but I **faced my fear**, went in there, and caught that spider. I felt so brave! 😊
- 4 I'm saving money to open a small studio where I can teach art classes. I've always wanted to **run my own business**. I love **working with my hands**, and I want to do something I can really **take pride in**.
- 5 This year I'm going to **take part in a marathon**. I don't want to **win a medal** or **break a record** or anything. I just want to finish! I'm sure I can **rise to the challenge**!

2 Vocabulary: Qualities and skills

- A** **1.01** Read the post again and find the right verb to complete the expressions. Listen and check.

- | | | |
|-----------------------------|------------------------|-------------------|
| 1 _____ pride in something | 5 _____ to a challenge | 9 _____ your fear |
| 2 _____ a goal for yourself | 6 _____ a marathon | 10 _____ a medal |
| 3 _____ a sense of humor | 7 _____ a business | 11 _____ a record |
| 4 _____ with your hands | 8 _____ a lot of likes | 12 _____ a joke |

- B** Now go to page 146. Do the vocabulary exercises for 1.1.

- C** **Pair work** Complete the sentences as many times as possible using the expressions in exercise A. Then compare your sentences with a partner. How many things do you have in common?

- | | | |
|--------------------|----------------------------|-------------------------|
| 1 I have never ... | 2 I would(n't) like to ... | 3 I (don't) usually ... |
|--------------------|----------------------------|-------------------------|
- I have never told a joke in English.

- D** **Pair work** Imagine you are going to do the social media challenge. What five pieces of information would you choose to share?

3 Grammar: Tense review (simple and continuous)


A Look at the sentences in the Grammar box. Then answer the questions about tenses.

Grammar Simple and continuous tenses

simple present	Every year I set myself a goal of learning a new skill.
present continuous	I'm saving money to open a small studio.
simple past	I faced my fear, went in there, and caught that spider.
past continuous	I was working in a summer camp when it happened.
present perfect	I've done a lot of different things.
present perfect continuous	This year I've been learning computer animation.

Which tense describes ...

- 1 past experiences with no specific past time given? present perfect
- 2 an action in progress in the past? _____
- 3 a completed action in the past? _____
- 4 a habit or repeated action in the present? _____
- 5 an action in progress in the present? _____
- 6 an action that started sometime in the past and is still continuing? _____

B  Now go to page 129. Look at the grammar chart and do the grammar exercises for 1.1.

C Choose five time expressions in the box and write sentences that are true for you.

at the moment	at 8 o'clock this morning	never	every day
last year	for the last three months	now	once a week
since I was a child	when I got home	yesterday	

It was raining when I left the house this morning.

D **Group work** Read your sentences to your group.
How many of your sentences are the same or similar?

4 Speaking

A **Pair work** Read the sentences and discuss which ones are true for you. If they are false, explain why.

- 1 I won a medal when I was in high school.
- 2 I've been studying English for more than 10 years.
- 3 I once got more than 100 likes for a post on social media.
- 4 I'm saving money to go on vacation next year.
- 5 I've never been afraid of anything.

B **Group work** Report back to the class on the five things you learned about your partner.

Juan runs marathons, and he's won five medals for running. He's been studying English for three years. He doesn't like social media, so he's never ...



3 Grammar: Dynamic and stative verbs in the present

A Look at the sentences in the Grammar box. Then **circle** all the correct answers to complete the rules.

Grammar Dynamic and stative verbs in the present

Dynamic She's **working** on a community art project.
She's **thinking** of looking for a new job.
I'm **being** really careful with how I use social media.

Stative She **wants** to be successful in her job.
I **think** she'd be good with customers.
She's a responsible person.

- Dynamic verbs describe ...
 - an action in progress.
 - an opinion.
 - a plan.
 - a personal quality.
 - a preference.
- Stative verbs describe ...
 - an action in progress.
 - an opinion.
 - a plan.
 - a personal quality.
 - a preference.
- ... verbs are not usually used in the continuous form.
 - Dynamic
 - Stative
 - Both dynamic and stative
- Some verbs, such as *be* and *think*, ...
 - are only dynamic.
 - are only stative.
 - can be dynamic and stative.

B  Now go to page 130. Look at the grammar chart and do the grammar exercises for 1.2.

C **Pair work** Look at the verbs in the pairs of sentences. What's the difference in meaning?

- I **love** chocolate cake!
 - I'm **loving** this chocolate cake!
- She **studies** really hard for her exams.
 - She's **studying** really hard for her exams.
- I **think** swimming is a great sport.
 - I'm **thinking** of going swimming.

Insider English

People often use the stative verbs **love** and **hate** as dynamic verbs to talk about things they are enjoying, or not enjoying, at the moment.
She's really **loving** her new school.

4 Speaking

A **Pair work** Think of job interview questions you could ask to find out if a job applicant has each of the qualities in the box. Then practice asking and answering the questions.

ambition
creativity
enthusiasm
independence
truthfulness

B What did you find out about your partner's key qualities?

Do you prefer to work alone or on a big team?



- make and respond to introductions



1 Functional language

- A** **Pair work** Look at the photo. Where are these people? What is the relationship between the people? What are they saying to each other?
- B** **1.04** Read and listen to two conversations at the party. Which people know each other? Which people are meeting for the first time?

1.04 Audio script

- 1** **Rosa** Hi, **I don't think we've met before. You're new here, right?** I'm Rosa.
Mike Hi, Rosa. Nice to meet you. I'm Mike. And yes, I just started today.
Rosa So **this is your first day!** Welcome to the company! **Do you know anyone here?**
Mike Well, I've met a couple of people, but there are a lot of people I don't know yet.
Rosa OK, **let me introduce you** to some people.
- 2** **Rosa** Hey, Ricardo, do you know Mike?
Ricardo No, I don't. Hi, Mike. Nice to meet you!
Mike Hi, Ricardo. Great to meet you, too.
Ricardo Hey, **have you met Pedro?** He studied in Atlanta and then worked there for about six years. Pedro, come over here!
Pedro What's up? Hi, Mike! How are you settling in?
Mike Hey, Pedro. Great thanks.
Rosa **Do you two know each other?**
Mike Yeah, Pedro was the first person I met this morning.

- C** Complete the chart with the **bold** expressions from the conversations.

Meeting someone for the first time	Introducing someone to a coworker or friend
I don't think we've ¹ _____ before.	Do you ³ _____ anyone here?
You're ² _____ here, right?	Let me ⁴ _____ you to some people.
Is this your first day?	Have you ⁵ _____ Pedro?
	Do you two ⁶ _____ each other?

- D** **1.05** **Pair work** Complete the conversation with expressions from the chart, and check your accuracy. Listen and check. Then practice it with a partner.

- A** Hi, I'm Dana. I don't think ¹ _____ .
B No, we haven't. Nice to meet you, Dana, I'm Steve.
A Hi, Steve. You're ² _____ , right?
B Yes, that's right. It's my ³ _____ .
A Hey, welcome! Let me ⁴ _____ .

Accuracy check

Use **meet** for introductions.
 Use **know** for an ongoing relationship.

Nice to **know** you. ✗

Nice to **meet** you. ✓

Do you two **know** each other? ✓

2 Real-world strategy

- A  1.06 Listen to two introductions. Do the people already know each other?

Responding to an introduction

When someone is introducing you to another person, they usually start by asking, *Have you met / Do you know ...?* You can respond with these expressions.


Yes, we met this morning! Nice to see you again.

Yeah, we go way back. How's it going?

I'm not sure, but hi, I'm ...

No, I haven't / don't. Hi, I'm ...



- B  1.06 Read the information in the box above. Listen again and complete the conversations.

1 A Do you two know each other?

B Sure do!

C _____

A Really? I had no idea.

2 A Have you met Chris?

B _____

C Hi, Toni. Good to meet you.



- C **Group work** Work in groups of three. Student A asks Student B if they know Student C. Student B decides which answer to give. Students A and C react appropriately.

3 Pronunciation focus: Saying the letter y

- A  1.07 Listen and repeat. Focus on the letter y.

1 Hi Yolanda.

2 Have you met Ricardo yet?

- B  1.08 Listen. Who says the letter y? Write A or B.

1 Yolanda ___ 3 yet ___ 5 yeah ___

2 you ___ 4 year ___ 6 yellow ___

- C **Pair work** Say the words in exercise 3B to your partner. Does your partner say the letter y clearly?

4 Speaking

- A **Group work** You are at a party together. Student B is a famous person (decide who together). Student A introduces Student B to the class with only a first name. The class greets Student B and asks questions until they figure out who they are.

Hi, this is Maite.

Hi, Maite, nice to meet you. Your face looks familiar. Are you an actor?

1.4

Flip the interview

Lesson objective

- write a comment in response to an article



1 Reading

A **Predict** Look at the photo. What are the people waiting for? How are they feeling?

B **Read for gist** Read the article from a job search site. Match each heading to the correct section in the article and write it there.

Questions = Answers The big day A two-way street

Flipping your job interview

A _____
Finally! You've landed an interview for a great job. You've done your homework, prepared answers for all the usual questions, done your research on the company, its products, and its customers. There's nothing left to do but cross your fingers and hope. Or is there?

B _____
A job interview is not a one-way conversation. The company is looking for the right candidate, but you're also looking for something – the right job for you.

Come prepared with a few questions that show you are serious about the job. Think about how you want to develop your skills, your training interests, the types of projects you'd like to work on. You can also ask about the social side, if it's a fun place to work – though maybe not in so many words!

C _____
Your answers to their questions are important, but the questions you ask will also help you make a good impression. If you ask about training opportunities, they know you want to learn. If you ask about career paths, they know you have long-term goals. If you ask your interviewer about their own career, they know you are a person who respects their coworkers. Flip the interview! Be confident and ask the questions that will help you decide if this is the job for you.

C Read the article again. Choose the best summary.

- a The article recommends different ways to impress an interviewer.
- b The article suggests a different way to prepare for a job interview.
- c The article explains what happens after a job interview.

D **Infer meaning** Explain the meaning of the **bold** phrases.

- 1 You've **landed an interview** for a great job.
- 2 You've **done your homework**, prepared answers for all the usual questions ...
- 3 There's nothing left to do but **cross your fingers** and hope.

E **Group work** **Think critically** Do you agree with the ideas in the article? Do you think this is a good approach in all job interview situations? Why or why not?

I'm not sure this is good advice because ...




I disagree. I think this is good advice because ...

2 Writing

A Read the comments on the article. Which one is ...

- 1 asking for more information? _____
- 2 disagreeing? _____
- 3 agreeing? _____

Comments

- A**  I'm sorry, but I think you're being a bit unrealistic. In today's job market, not all jobs are going to be the perfect job. I think it could have a negative effect if you ask too many questions. And what if your questions tell the interviewer that you're NOT right for the job? You could hurt yourself rather than help yourself!
- B**  Thank you for the really useful information. Can you help me with one thing? I'm not too clear on how best to phrase the questions you suggest. I don't want to look like I'm interviewing them, but I do want to show them that I am a strong, focused, career-minded person. Your help would be great. Thanks!
- C**  I'm a career counselor with an employment agency. I interview clients all day long and find possible jobs for them. Then they interview for the job with the company. The advice you give in this article is completely right. Companies love it when candidates have good questions and aren't afraid to ask them. It really shows them that you are serious about your career and the company.

B **Writing skill** Read the comments again. Find phrases used for the following purposes.

- 1 to agree: _____
- 2 to disagree: _____
- 3 to show appreciation: _____

Write it

- C** Write your own comment in response to the article. Use appropriate phrases for agreeing, disagreeing, and/or showing appreciation. Write 50–75 words.
- D** **Group work** Share your comment with your group. Do you agree with each other's comments? Why or why not?

Register check

In informal writing, use *a bit* or *a little* to soften a negative comment or opinion.





1.5

Time to speak Job interviews

Lesson objective

- practice a job interview



A

Prepare Read the ad for a tour guide or use your phone to find another ad. What do you think are the main requirements for the job in each of the categories? Make notes.

education	experience
personal qualities	skills

B

Work in two groups.

Group A: You work for the employer. Decide on the questions to ask the candidates.

Group B: You have applied for the job. Prepare yourself for the interview (come up with any qualifications and experience you want) and think about questions you can ask about the job and the company.

C

Present Each student from Group A interviews a candidate from Group B.

Student A: Take notes on the answers given by Student B.

Student B: Make a note of any information you get about the job and the company.

D

Agree Work again with your original group from exercise B.

Group A: Report back on the various candidates and choose the best candidate.

Group B: Report back on the various companies and choose the best employer.

E

Share your decisions with the class and explain your choices.

Tour Guide, full-time

We are looking for a local guide to work with international visitors at our hotel. You will be responsible for organizing short walking and bus tours around the main places of interest in the town as well as offering advice on restaurants, shopping, local events, etc.



Apply now



Useful phrases

Prepare

- A college degree probably isn't necessary, but ...
- A tour guide needs to be friendly, organized, ...
- Previous experience would be ...

Present

- Why do you want to be a ... ?
- Do you have any previous experience?
- In the past, I have ...

Agree

- I think ... is the best candidate. She studied history, ...
- ... would be a good employer because ...
- I wouldn't want to work for ... because ...