



# 1

## I am ...

### Unit objectives

- say where you're from
- ask for and give personal information
- check in to a hotel
- write a profile
- meet new people

### Start speaking

**Class work** Say your name. Watch Haruno's video.

I am Marco.

I am Anya.




### Real student


Where is Haruno from?



## 1 Vocabulary: Countries and nationalities

A  1.01 Complete the chart. Then listen and check.

| Capital city     | Country           | Nationality  |
|------------------|-------------------|--------------|
| Brasília         | Brazil            | 1 _____      |
| Santiago         | Chile             | Chilean      |
| Beijing          | China             | Chinese      |
| Bogotá           | 2 _____           | Colombian    |
| Quito            | Ecuador           | Ecuadorian   |
| Paris            | France            | French       |
| Tegucigalpa      | Honduras          | Honduran     |
| Tokyo            | Japan             | Japanese     |
| Mexico City      | 3 _____           | Mexican      |
| Lima             | Peru              | Peruvian     |
| Seoul            | South Korea       | South Korean |
| Madrid           | Spain             | Spanish      |
| Ankara           | Türkiye (Turkey)  | 4 _____      |
| Washington, D.C. | the United States | American     |

B  Now do the vocabulary exercises for 1.1 on page 145.C **Pair work** Talk to a partner. Say your name, nationality, and city.

Hi! I'm Yessica. I'm Peruvian, and I'm from Callao.

Hello! I'm Daniel. I'm from Madrid, in Spain.

## 2 Language in context

A Read the messages from students and teachers. What cities are they from? Who is a teacher?

← International school project

 Hi!

 Hi, I'm Gabi. I'm **Brazilian**. I'm from **São Paulo**.

 You're from **Brazil**! Wow! My name is Karina, and I'm from **Colombia**.

 Are you from **Bogotá**?

 No, I'm not. I'm from **Medellín**.

Write a message ...

← International school project

 My name is Antonio. I'm from **Mexico City** – in **Mexico**!

 Hi, I'm Haru. I'm **Japanese**. I'm from **Tokyo**.

 Hi, Haru. Are you a teacher?

 Yes, I am. And you?

 No, I'm not a teacher! I'm a student.

Write a message ...

### 3 Grammar: *I am, you are*

**A** Look at the sentences in the Grammar box. Then **circle** the correct option to complete the rules.

**Grammar** *I am (= I'm), you are (= you're)*

**I'm** Brazilian.

**I'm not** from Peru.

**Am I** in room 6B?

Yes, **you are.** / No, **you're not.**

**You're** from Mexico City.

**You're not** from Bogotá.

**Are you** from Tokyo?

Yes, **I am.** / No, **I'm not.**

- For questions (?), say **Are you ... ? / You are ... ?**
- For affirmative (+) answers, say **Yes, I am. / Yes, I'm.**
- For negative (-) answers, say **No, I am. / No, I'm not.**

**B** Complete the sentences with *I, you, am, or are*.

- \_\_\_\_\_ 'm Ecuadorian.
- Wow! \_\_\_\_\_ 're from Rio!
- \_\_\_\_\_ you from Beijing?
- A** Are you French?  
**B** Yes, I \_\_\_\_\_.

**C** Now go to page 129. Look at the grammar chart and do the grammar exercises for 1.1.

**D** Look at the chart. You are Alex. Write four sentences. Then read the information in the Accuracy check box and check your work.

| Name | City    | Nationality | Country           |
|------|---------|-------------|-------------------|
| Alex | Orlando | American    | the United States |

- \_\_\_\_\_ **3** \_\_\_\_\_
- \_\_\_\_\_ **4** \_\_\_\_\_

**Accuracy check**

Use **I** with **am**.

~~Am~~ Spanish. ✗

I'm Spanish. ✓

**E** **Pair work** Choose a name. Don't tell your partner. Ask and answer questions to find the person.

|   |  |   |  |  |   |   |   |
|---|--|---|--|--|---|---|---|
| <br><b>Harry</b><br>student<br>New York<br>American | <br><b>Barbara</b><br>student<br>New York<br>Brazilian | <br><b>Mike</b><br>student<br>Chicago<br>American | <br><b>Victor</b><br>student<br>Chicago<br>Brazilian | <br><b>Kristy</b><br>teacher<br>New York<br>American | <br><b>Nayara</b><br>teacher<br>New York<br>Brazilian | <br><b>Robert</b><br>teacher<br>Chicago<br>American | <br><b>Juliano</b><br>teacher<br>Chicago<br>Brazilian |
|---|--|---|--|--|---|---|---|

Are you a student? Yes, I am.

Are you from New York? No, I'm not. I'm from ....

### 4 Speaking

**Group work** Imagine you're a different person. Choose a new name, city, nationality, and country. Talk to other people. Ask questions. For ideas, watch Jirapat's video.




**Real student**

What's Jirapat's city, nationality, and country?




- ask for and give personal information

## 1 Language in context

**A**  **1.02** Rudy and Juana are at a conference. Listen to the conversation. Check (✓) the information they say.

|  |                                     |
|--|-------------------------------------|
| <input type="checkbox"/> college name  | <input type="checkbox"/> first name |
| <input type="checkbox"/> company name  | <input type="checkbox"/> last name  |
| <input type="checkbox"/> email address | (= family name)                     |

**B**  **1.02** Read and listen again. What information do they spell?

### Insider English

Say **Uh-huh** to show you are listening.

My last name is Garcia. G-A-R-C-I-A.

**Uh-huh.** What's your email address?

### 1.02 Audio script

**Rudy** So, your **first name** is Juana. H-U- ...

**Juana** No. J-U-A-N-A. My **last name** is Garcia. G-A-R-C-I-A.

**Rudy** **Uh-huh.** What's your **email address**?

**Juana** It's juanagarcia@bestmail.com.

**Rudy** And what's the name of your **college**?

**Juana** It's Garcia College. I'm Juana Garcia from Garcia College!

**Rudy** Great! OK, my last name is Jones.

**Juana** OK. What's your email address?

**Rudy** It's rudythejones@kmail.com.

**Juana** Rudy**the**jones! The? T-H-E?

**Rudy** Yes. R-U-D-Y-T-H-E-J-O-N-E-S.

**Juana** From Jones College?

**Rudy** No! From Miami Dade College.



## 2 Vocabulary: The alphabet; personal information

A 1.03 Read and listen. Then listen again and repeat.

Aa Bb Cc Dd Ee Ff Gg Hh Ii Jj Kk Ll Mm  
Nn Oo Pp Qq Rr Ss Tt Uu Vv Ww Xx Yy Zz

B 1.04 Listen and **circle** the spelling you hear.

- |                  |                      |                      |                      |
|------------------|----------------------|----------------------|----------------------|
| 1 first name:    | a Raymund            | b Raimund            | c Raymond            |
| 2 last name:     | a Cummings           | b Cummins            | c Comyns             |
| 3 email address: | a cb_smith@kmail.com | b cg_smith@kmail.com | c cd_smith@kmail.com |
| 4 college:       | a Wallice            | b Wallis             | c Wallace            |
| 5 company:       | a Jeferson           | b Jefferson          | c Jeffersen          |

C Now do the vocabulary exercises for 1.2 on page 145.

D **Pair work** Talk to a partner. Say your first name, last name, email address, and college or company name.

**!** In email addresses:

- "." is "dot"
- "@" is "at"
- "\_" is "underscore"

## 3 Grammar: What's ... ?, It's ...

A Look at the sentences in the Grammar box. Then **circle** the correct option to complete the rules.

**Grammar** What's ...? (= What is), It's ... (= It is)

What's your first name?                      It's Juana.  
What's the name of your college?        It's Garcia College.

- For questions, start with **What's / It's**.
- For answers, start with **What's / It's**.

B Write *What's* or *It's* in the spaces. Match the questions (1–3) with the answers (a–c). Check your accuracy. Then practice with a partner.

- \_\_\_\_\_ the name of your company? \_\_\_\_
  - \_\_\_\_\_ your last name? \_\_\_\_
  - \_\_\_\_\_ your email address? \_\_\_\_
- a \_\_\_\_\_ keikoshima@xyz.com.  
b \_\_\_\_\_ Shima.  
c \_\_\_\_\_ Warton Homes.

C Now go to page 129. Look at the grammar chart and do the grammar exercises for 1.2.

### Accuracy check

Use the apostrophe (').

- ~~Whats~~ your first name? X  
What's your first name? ✓  
~~Its~~ Juana. X  
It's Juana. ✓

**Keiko Shima**  
Sales

✉ keikoshima@xyz.com  
☎ (467) 555-2932

**Warton**  
Homes

## 4 Speaking

A Look at the information in the box. **Circle** three things to talk about.

college name      company name      email address      first name      last name

B **Class work** Talk to other people. Ask questions about the information in the box.

What's the name of your college?

It's Wallace College.

### 1 Vocabulary: Numbers

- A** **1.05** Listen and repeat the numbers.
- |        |         |         |        |
|--------|---------|---------|--------|
| 0 zero | 3 three | 6 six   | 9 nine |
| 1 one  | 4 four  | 7 seven | 10 ten |
| 2 two  | 5 five  | 8 eight |        |

- B** **Pair work** Say a number from exercise 1A. Your partner points to the number. Then change roles.

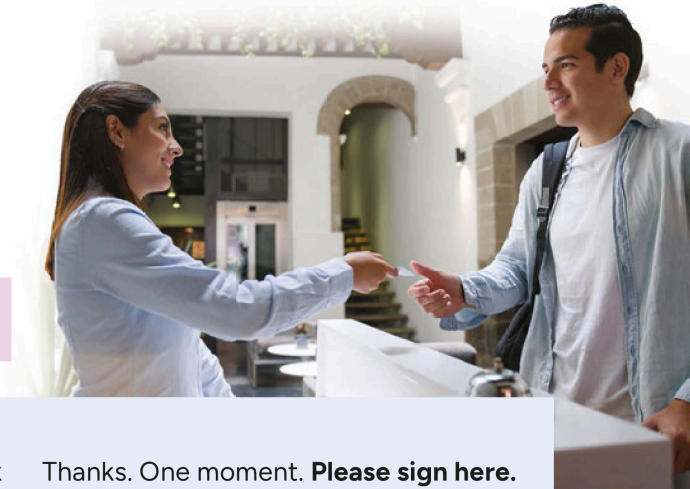
### 2 Functional language

- A** **1.06** Paulo is at a hotel. Read and listen. Check (✓) the information the hotel clerk asks for.

|                                       |  |                                      |
|---------------------------------------|--|--------------------------------------|
| <input type="checkbox"/> phone number | <input type="checkbox"/> company       | <input type="checkbox"/> name        |
| <input type="checkbox"/> city         | <input type="checkbox"/> email address | <input type="checkbox"/> room number |

#### Insider English

For 0, say **zero** or **oh**.  
Your room number is two-**zero**-one.  
My address is seven-**oh**-nine ...



#### 1.06 Audio script

- |   |   |
|---|---|
| <b>Clerk</b> Welcome to New York! What's your name?               | <b>Clerk</b> Thanks. One moment. <b>Please sign here. Here's a pen.</b> |
| <b>Paulo</b> I'm Paulo Vasques. <b>I'm here for three nights.</b> | <b>Paulo</b> OK.  |
| <b>Clerk</b> Ah, yes. <b>What's your phone number?</b>            | <b>Clerk</b> Thank you. <b>This is the key.</b> It's room 6B.           |
| <b>Paulo</b> <b>It's (593) 555-2192.</b>                          | <b>Paulo</b> 6D. Thanks.  |
| <b>Clerk</b> Thanks. And what's your email address?               | <b>Clerk</b> No, you're not in 6D. <b>You're in room 6B.</b>            |
| <b>Paulo</b> It's pvasques89@travelmail.org.                      | <b>Paulo</b> Oh, OK. Thank you.   |
|   | <b>Clerk</b> You're welcome.  |



- B** Complete the chart with expressions in **bold** from the conversation above.

| Checking in (clerk)            |                      | Checking in (Paulo)     |
|--------------------------------|----------------------|-------------------------|
| What's your<br>1 _____ number? | Here's a 3 _____.    | 6 _____ (593) 555-2192. |
| Please 2 _____ here.           | This is the 4 _____. | I'm here for three      |
|                                | It's room 6B.        | 7 _____.                |
|                                | 5 _____ room 6B.     |                         |

- C** **1.07** Complete the conversations. Then listen and check. Practice with a partner.

- |  |  |
|--|--|
| 1 <b>A</b> What's your <b>email / phone number</b> ?         | <b>B</b> <b>I'm / It's</b> (593) 555-3194.                   |
| 2 <b>A</b> Please <b>sign / write</b> here.                  | <b>B</b> OK.   |
| 3 <b>A</b> Hello. Welcome to the Garden Hotel.               | <b>B</b> Thanks. I'm here for two <b>mornings / nights</b> . |
| 4 <b>A</b> <b>This is / It's</b> the key. You're in room 4D. | <b>B</b> OK. Thanks.   |
| 5 <b>A</b> <b>Here's a / You're</b> pen.                     | <b>B</b> Thank you.  |

### 3 Real-world strategy

- A** **1.08** Listen to a conversation. Circle the correct answers.  
 1 The woman is at a **hotel** / home.      2 She says her **room number** / phone number.
- B** **1.08** Read about checking spelling in the box below. Listen to the conversation again. What does the man ask the woman to spell?

#### Checking spelling

To check spelling, ask *How do you spell your first name / your last name / it?*

**Paulo** My name is Paulo Vasques.

**Clerk** How do you spell your last name?

**Paulo** V-A-S-Q-U-E-S.



- C** **1.09** Listen to the questions. Answer the questions and spell words.  
 1 How do you spell your last name?

R-I-V-E-R-A.

### 4 Pronunciation: Saying /ɪ/ and /i/ vowel sounds

- A** **1.10** Listen and repeat the two different vowel sounds.  
 /ɪ/ six You're in room **6A**.    /i/ three You're in room **3A**.
- B** **1.11** Look at the underlined letters below. Then listen and repeat. What vowel sounds do you hear? Write A for words with /ɪ/, for example, *six*. Write B for words with /i/, for example, *three*.
- |                   |                         |                     |
|-------------------|-------------------------|---------------------|
| 1 <u>  </u> email | 3 <u>  </u> information | 5 <u>  </u> key     |
| 2 <u>  </u> is    | 4 <u>  </u> please      | 6 <u>  </u> company |
- C** **1.12** **Pair work** Listen to the conversations. Underline words with the vowel sounds /ɪ/ and /i/. Then practice with a partner.
- |   |   |
|---|---|
| 1 <b>A</b> Is this your key?                  | <b>B</b> No, it's the key for room three. |
| 2 <b>A</b> What's your company email address? | <b>B</b> It's c.b.smith@wallis.com.       |
| 3 <b>A</b> What's your Instagram name?        | <b>B</b> It's SusieSix.                   |

Welcome to the  
**Tree House Hotel!**



### 5 Speaking

- A** **Pair work** Put the conversation in the correct order. Then practice with a partner.
- |  |  |
|--|--|
| <input checked="" type="checkbox"/> <b>7</b> <b>A</b> Thanks. One moment. Please sign here.            | <input type="checkbox"/> <b>A</b> Ah, yes, two nights. What's your phone number?                             |
| <input checked="" type="checkbox"/> <b>5</b> <b>A</b> Great. Thank you. And what's your email address? | <input type="checkbox"/> <b>B</b> It's (298) 555-1257.   |
| <input type="checkbox"/> <b>B</b> I'm Marie Bernard. I'm here for two nights.                          | <input type="checkbox"/> <b>A</b> Thank you. This is the key. It's for room 7C.                              |
| <input type="checkbox"/> <b>B</b> OK.  | <input checked="" type="checkbox"/> <b>1</b> <b>A</b> Hi. Welcome to the Tree House Hotel! What's your name? |
| <input type="checkbox"/> <b>B</b> It's mbernard87@mymail.org.  |  |
- B** **Pair work** Choose a hotel in your city. One person is a hotel clerk and the other person is a visitor. Then change roles.

Hi. Welcome to the International Hotel. What's your name?

I'm Jae-hoon Park. I'm here for two nights ...

- C** **Pair work** Student A: Go to page 156. Student B: Go to page 158. Follow the instructions.

- write a profile

## 1 Vocabulary: Jobs

A  1.13 Listen and repeat.



## 2 Reading

A **Scan** Read the profiles. Circle three job words from exercise 1A.

B **Read for details** Read the profiles again. Complete the chart.

|             |       |       |
|-------------|-------|-------|
| First name  | Akemi |       |
| Last name   |       | Silva |
| City        |       |       |
| Nationality |       |       |
| Company     |       |       |
| School      |       |       |

C **Pair work** One person is Akemi. One person is Frank. How are you different?

I'm Akemi. I'm a student.

I'm Frank. I'm not a student.  
I live in Texas ...

**!** Use **but** to connect two different ideas.  
I'm Peruvian, **but** my home is in the United States.

**!** People say, *I'm from Paris*. People also say, I **live** in Paris. (= Paris is my home now.)

## STUDIO 10

### Store Profiles

#### Meet the artists

#### About Akemi

I'm Akemi Tanaka. I live in San Diego, but I'm not American. I'm Japanese. My company is Tanaka Paints. My phone number is (324) 555-6053, and my email is [akemit2000@tanakapaints.com](mailto:akemit2000@tanakapaints.com). I'm an artist, and I'm a student, too. The name of my school is The Art Institute. It's in California.

#### About Frank

My name is Frank Silva. I live in Austin, Texas, in the United States. I'm American and Brazilian. The name of my company is Designs by Frank. It's in my home in Austin. I'm an art teacher, too. The classes are in my home. My phone number is (780) 555-5230, and my email is [designsbyfrank@blinknet.com](mailto:designsbyfrank@blinknet.com).



### 3 Writing

**A** Read the profiles of two people. Where are they from? Who is a student?

# Business Weekly



Meet the **sales team**



**Seoul, South Korea**

Hello. My name is Ju-won Gyeong. I am South Korean. I am from Incheon, but I live in Seoul now. I am a salesperson. The name of my company is Sojin Sales. My email is jwgyeong\_812@sojinmail.com, and my phone number is (051) 555-3198.

# Class Connect



Find students around the world



Me, Defne!

Hi! I'm Defne Bayer. I'm from Türkiye. My home is in Istanbul. It's a great city. I'm an English student. The name of my school is BOS College of English.

@ **email:** dbayer@bos.net.tr  
📷 **Instagram:** def\_bayer

**B** **Pair work** **Think critically** The two profiles are different. Why? Discuss with a partner.

**C** **Writing skills** Read the rules. Then find two or more examples for the rules in the profiles.

**A**

**Use capital letters (A, B, C ...):**

- for *I (I'm)*
- for names of people
- for names of places, companies, schools
- for nationalities and languages
- at the beginning of sentences

**B**

**C**

**Use a period ( . ) at the end of statements.**

#### Write it

**D** Choose a work profile or a personal profile. Then write your profile. Use the profiles in exercise 3A as an example.

**E** **Group work** Work in groups. Read other profiles. Are they work profiles or personal profiles? Say why.

#### Register check

##### *Hello, Hi, and Hey*

Use **hello** in formal writing or speaking, for example, at work.

**Hello.** My name is Ju-won Gyeong.

Use **hi** in informal writing or speaking with friends and family.

Use **hey** when you speak to friends and family.

**Hi!** I'm Defne Bayer.



# 1.5

## Time to speak A special dinner party

**Lesson objective**  
■ meet new people

**A** Who are the people in the photos? Tell your partner.



**B** Read the conversations (1–3). Then match them to a–c. Which conversation is between three people?

- |  |   |   |
|--|---|---|
| <b>a</b> an introduction ____  | <b>b</b> a greeting ____  | <b>c</b> a goodbye ____                           |
| <b>1</b> <b>A</b> Good evening.<br><b>B</b> Hello. How are you?<br><b>A</b> I'm fine, thanks. And you?<br><b>B</b> I'm fine. | <b>2</b> <b>A</b> Gabi, this is Caio.<br><b>B</b> Hi, Gabi. Nice to meet you.<br><b>C</b> Nice to meet you, Caio. | <b>3</b> <b>A</b> See you later.<br><b>B</b> Bye. |

**C** **Prepare** Practice the conversations from exercise B. Then change roles.

**D** **Research** Choose a person from exercise A. Go online and find their nationality and home city. Think of a phone number for them.



**E** **Role play** Imagine you're the person from exercise D. You are at a party with other famous people. Ask and answer questions (e.g., name, nationality, home city, phone number). Write notes.

**F** **Agree** Say the nationality or city of a person from the party. Other students guess the person.

**G** **Discuss** Who is your favorite person from the party?

## Useful phrases

- Role play**
- Are you (American)?
  - Yes, I am. / No, I'm not. I'm ...
  - I'm from (city).
  - How do you spell it?
  - What's your phone number?
  - It's ... (number)

- Agree**
- The person is from (city). / The phone number is ...
  - It's (name of person).

- Discuss**
- My favorite person is ...
  - Me, too.