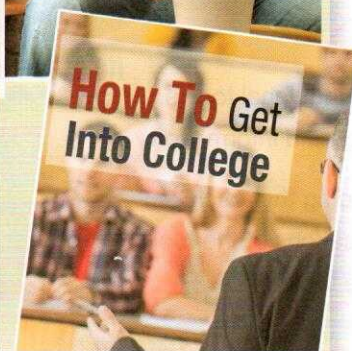





## Get ready!

1 Before you read the passage, talk about these questions.

- 1 How can a journalist get an article published in a magazine?
- 2 What are some different types of articles published in magazines?



# How to Get Started in Magazines

by Cindy Lander

Magazines offer opportunities for journalists at all levels of experience. So how do you get published? The first question to ask yourself is: "What is my area of **expertise**?" It is best to begin with a **hobby**, or something that interests you. Perhaps you know a particular **craft**, such as painting or woodworking. Maybe you're interested in **technology**. Think about the areas in which you have special knowledge. Find magazines that publish **in-depth** material about those areas.

Then, decide what kind of article you are going to write. Will it be an **instructional** piece, like a **how-to**, or a longer feature? Maybe a short story? Once you decide, collect **clips** from the magazine to understand the style it uses. After you find a good magazine for your writing, check the **author guidelines**. Each magazine has different requirements. Keep your article **brief** when submitting to the publisher. You can always expand it if the magazine likes your work.



## Reading

2 Read the advice column. Then, mark the following statements as true (T) or false (F).

- 1 ☐ The column encourages writers to learn new crafts to write about.
- 2 ☐ Clips can help writers learn about a magazine's style.
- 3 ☐ You should submit a lengthy article to show off your talents.

## Vocabulary

3 Match the words or phrases (1-7) with the definitions (A-G).

- 1 ☐ brief
- 2 ☐ expertise
- 3 ☐ technology
- 4 ☐ craft
- 5 ☐ instructional
- 6 ☐ clip
- 7 ☐ author guideline

- A written for the purpose of teaching
- B short and concise
- C a sample of published material
- D applied sciences
- E skill or knowledge relating to a particular topic
- F a set of rules and processes for publishing an article
- G something made by hand



4 Read the sentence pairs. Choose which word best fits each blank.

1 brief / in-depth

- A The article includes \_\_\_\_\_ information so readers can understand all aspects of the topic.  
B How-to articles are often \_\_\_\_\_, using only the most basic information.

2 expertise / hobby

- A The doctor's \_\_\_\_\_ is in the area of brain functions.  
B The journalist's \_\_\_\_\_ was gardening, so he wrote about flowers.

5 Listen and read the advice column again. How should a writer choose a topic to write about?

## Listening

6 Listen to a conversation between two journalists. Choose the correct answers.

- 1 What did the woman write about in her article?  
A crafts    B technology    C sports    D families
- 2 What kind of article is the man writing?  
A a how-to article about playing baseball  
B an instructional article about choosing baseball players  
C a fictional story about the coach of a baseball team  
D a feature about baseball players' families

7 Listen again and complete the conversation.

Journalist 1: Hi, Janet. What are you working on now?

Journalist 2: I just submitted a new article to 1 \_\_\_\_\_  
\_\_\_\_\_ Magazine.

Journalist 1: Great. I wish you all the best with that. What did you write about?

Journalist 2: I wrote about some new 2 \_\_\_\_\_.

Journalist 1: Why did you choose to write about that? Do you have 3 \_\_\_\_\_ in that area?

Journalist 2: I didn't before. But my sister was in the hospital recently. I 4 \_\_\_\_\_ during that time.

Journalist 1: Interesting. That's a real change for you, isn't it? I mean, you used to write mostly about your hobbies.

Journalist 2: Yeah, but this was a really good experience. 5 \_\_\_\_\_?

Journalist 1: I'm writing an article for *Sports Weekly Magazine*. It's all about baseball.

Journalist 2: Is it an 6 \_\_\_\_\_ article?

## Speaking

8 With a partner, act out the roles below based on Task 7. Then, switch roles.

### USE LANGUAGE SUCH AS:

*I wish you all the best with that.*

*Why did you choose to ...?*

*Good luck with it.*

**Student A:** You are a journalist. Talk to Student B about:

- a new submission to a magazine
- why you chose a certain topic for your article
- your background with your topic

**Student B:** You are a journalist. Talk to Student A about a new article you're writing.

## Writing

9 Use the conversation from Task 8 to complete the peer review form.

## Peer Review Form

Date: \_\_\_\_\_

Editor: \_\_\_\_\_

Comments on the article: \_\_\_\_\_

\_\_\_\_\_

\_\_\_\_\_