

1A


Hello, everybody

- G** verb *be* +, subject pronouns: *I, you*, etc.
- V** days of the week, numbers 0–20
- P** vowel sounds, word stress

Hi, I'm Dan. What's your name?


Jasmine. Nice to meet you.


1 LISTENING & SPEAKING


- a**  **Video** Watch *A salsa class*. Match photos 1–4 to the names of the people.

 Laura  Dan  Ed  Jasmine


- b** Watch again. Then read conversations 1–6 and match them to photos A–F.


1  **Teacher** Hello, everybody. Welcome to the class. I'm Laura. I'm your teacher. OK, let's go. Look at me.


2  **Dan** Hi, I'm Dan. What's your name?
Jasmine Jasmine.
Dan Sorry?
Jasmine Jasmine!

3  **Dan** Hey. What's your phone number?
Jasmine It's 07700 900271.
Dan 07700 900271.
Jasmine Yes. Message me. Thanks.

4  **Ed** Hi, Dan.
Dan Hello. This is Jasmine. She's in my salsa class.
Ed Nice to meet you. My name's Ed.
Jasmine Nice to meet you, too.
Dan Bye, Jasmine.
Jasmine Goodbye, Dan. Bye, Ed.

5  **Ed** Hi, Jasmine.
Jasmine Ed! Are you in the salsa class, too?
Ed Yes, I am. How are you?
Jasmine I'm good, thank you. And you?
Ed Fine, thanks.

6  **Teacher** OK everybody, with your partners. Ed, you're with Jasmine.
Ed Great! You're my partner!
Jasmine Yes! See you later, Dan.

- c**  **1.2** Listen and repeat conversations 2, 4, and 5. Copy the rhythm.



- d** Complete the gaps with a word from the list.

Bye Good Hi I'm... Thanks

- 1 Hello = Hi 4 Thank you = _____
 2 My name's... = _____ 5 Goodbye = _____
 3 Fine = _____

- e** Introduce yourself to the class.

Hello / Hi. My name's... / I'm...



2 GRAMMAR verb *be* ☐, subject pronouns

a Complete the sentences with 'm, 's, or 're.

- 1 I am Laura. = I'm Laura.
- 2 I am Dan. = I'm Dan.
- 3 My name is Ed. = My name's Ed.
- 4 You are my partner. = You're my partner.
- 5 She is in my salsa class. = She's in my salsa class.

b Grammar Bank 1A p.132

c 1.4 Listen and repeat the pronouns and contractions.

- 1) I, I'm I, I'm

d 1.5 Listen. Say the contractions.

- 1) I am I'm

e Try to remember the names in your class. Say He's / She's _____.

3 PRONUNCIATION vowel sounds, word stress

Vowel sounds

In English, vowels (a, e, i, o, and u) and combinations of vowels (e.g. ee, ai) can be pronounced in different ways. Sometimes they are short sounds, e.g. *it* = /ɪt/, but sometimes they are long sounds, e.g. *he* = /hi:/, or diphthongs (a combination of two vowel sounds, e.g. *hi* = /hai/).

a Video Watch and repeat the sounds and words.

fish	tree	cat	egg	train	bike
it this in	he we meet	am thanks Dan	Ed yes welcome	they name later	Hi I Bye

Word stress

Multi-syllable words have one stressed syllable.
good|bye so|rry wel|come

b 1.6 Listen to the words. Underline the stressed syllable. Practise saying them.

air|port com|puter e|mail ho|tel in|ter|net mu|se|um
pas|ta pi|zza sa|lad sand|wich u|ni|ver|si|ty web|site

c Write the words from b in the chart.

Food	Technology	Places
		airport

d Write more words that you know in each column. How do you pronounce them?

4 VOCABULARY days of the week, numbers 0–20

a 1.7 Look at the photo. Listen and complete the gaps.



b Vocabulary Bank Days and numbers p.156 Do Parts 1 and 2.

c 1.11 Listen. Say the next day or number.

- 1) Monday Tuesday Wednesday

5 LISTENING & SPEAKING

a 1.12 Listen. Where are they? Write 1–6 in the boxes.

airport	Gate number _____
sandwich bar	_____ pounds _____
hotel	Room _____
museum	Closed on _____
taxi	_____ Manchester Road
language school	Classes on _____ and _____ mornings

b Listen again. Write a number or a day in each gap.

c 1.13 Listen and respond.

- 1) Hello. Nice to meet you.
Nice to meet you, too.
- 2) What day is it today?
It's...

d Speak to other students.

Hi. I'm Ania.
What's your name?

Lucas. Nice to meet you.

Nice to meet you, too.
How are you today?


I'm good, thanks.
And you?

I'm fine, thanks.

Where are you from?

We're from Oviedo, in Spain.

1 VOCABULARY countries

- a**  **Video** Watch and match the fans 1–6 to the countries.

 Brazil	 Egypt	 France
 Italy	 Mexico	 Spain

- b**  **Vocabulary Bank Countries** p.157

- c** Do The World Quiz with a partner.

I think it's from England.


I think it's from Scotland, but I'm not sure.

2 PRONUNCIATION /ə/, /tʃ/, /ʃ/, /dʒ/

The /ə/ sound

The /ə/ sound is the most common vowel sound in English. The /ə/ sound has many different spellings, e.g. *pasta*, *Saturuday*, *Britain*.

- a**  **Video** Watch and repeat the sound and words.




computer

American Brazilian
 Scotland Switzerland

Consonant sounds

In English, many consonants (e.g. *j*) and combinations of consonants (e.g. *sh*) only have one pronunciation (e.g. *Japan* / *jazz*, *she* / *English*). Some consonants can be pronounced in different ways (e.g. *g* can be /g/ *Hungary* or /dʒ/ *Nigeria*).

- b**  **Video** Watch and repeat the sounds and sentences.



chess

Charles isn't Czech, he's French.




shower

Is she English or Irish?




jazz


We're German and they're Japanese.


- c**  **1.17** Listen. Say the nationality.

1) Scotland Scottish


THE WORLD QUIZ

- 1**  **1.16** Listen. Where's the music from?


 Argentina

 Italy

 Scotland

 England

 Russia

 India

a _____

d _____

b _____

e _____

c _____

f _____

- 2** Which continents are these countries in?

a the USA _____

b Egypt _____

c China _____

d the Czech Republic _____

e Brazil _____

- 3** What are the countries in English?

a Deutschland _____

b España _____

c Eire _____

d Polska _____

e La Suisse _____

f Magyarország _____

- 4** What nationalities are the flags?



a _____



d _____



b _____



e _____



c _____



f _____



g _____

3 GRAMMAR verb *be* ☐ and ☐?

- a **1.18** Read and listen to three interviews with sports fans. Complete the gaps with a country or a nationality.



- 1 A Hi. Where are you from?
B We're from Recife, in _____.
A OK. Good luck to the _____ team!
B Thank you!



- 2 A Hello. I'm Mike from UK News. Where are you from?
B I'm from _____.
A Are you from Sydney?
B No, I'm not. I'm from Cairns.
A Where's Cairns? Is it near Sydney?
B No, it isn't. It's in the north. Am I on TV?
A Yes, you are.
B Wow!

- 3 A Hi. Are you _____?
B No, we aren't.
We're from _____.
A Oh, sorry!



- b Read the interviews again and complete the chart.

+	I'm	you're	it's
-		you aren't	
?			

- c **Grammar Bank 1B** p.132

- d **1.20** Listen and respond with a short answer.

1 Is Sydney the capital of Australia? *No, it isn't.*

- e With a partner, write three questions beginning *Is...?* or *Are...?* Ask them to another pair.

Are you from Italy?

No, we aren't.

4 SPEAKING

- a **Communication** Where are they from? **A** p.104
B p.109 Ask and answer about people from different countries.
- b Imagine you're from a different country. Choose from **Vocabulary Bank Countries** p.157 and think of a city. Ask other students *Where are you from?*

5 VOCABULARY numbers 21–100



- a **Video** Watch the video. Say the spotlighted numbers.
- b **Vocabulary Bank Days and numbers** p.156 Do Part 3.
- c **1.22** Listen and say the answers.

6 PRONUNCIATION & LISTENING word stress

Pronunciation -teen and -ty

Numbers such as 13 and 30, 14 and 40, etc. sound similar, but the stress is different, e.g. thir|teen, thir|ty, four|teen, for|ty.
-teen is a long sound, but -ty is a short sound.

- a **1.23** Listen and repeat the pairs of numbers.

1 a 13 b 30	5 a 17 b 70
2 a 14 b 40	6 a 18 b 80
3 a 15 b 50	7 a 19 b 90
4 a 16 b 60	

- b **1.24** Listen to the conversations. Which number do you hear? Circle *a* or *b* above.

- c Play *Bingo*.



1 VOCABULARY classroom language

a Match the words and pictures.

-  a board /bɔ:d/
-  a chair /tʃeə/
-  a computer /kəm'pjʊtə/
-  a desk /desk/
-  a door /dɔ:/
-  a picture /'pɪktʃə/
-  a screen /skri:n/
-  a table /'teɪbl/
-  a wall /wɔ:l/
-  a window /'wɪndəʊ/

b  1.25 Listen and check.c Look at the pictures. What's the difference between *this* and *that*? Ask about things in your classroom.

What's this?




It's a chair.

What's that?




It's a window.

d  **Vocabulary Bank Classroom language** p.158e  **Video** Watch the video. Then watch again and repeat the online classroom language.

- 1 Turn on your camera.
- 2 Please unmute your microphone.
- 3 Please mute your microphone.
- 4 Write your answers in the chat.
- 5 Share your screen.
- 6 Go into the breakout rooms.
- 7 Please leave the class now.

2 PRONUNCIATION

/əʊ/, /u:/, /ɑ:/, the alphabet

a  **Video** Watch and repeat the sounds and words.

phone

close
go
Poland



boot

school
do
two




car


class
answer
France

b  1.28 Listen and repeat the alphabet.

ABC DEF GHI JKL MNO PQR STU VWX YZ

c  1.29 Complete the alphabet chart with C, D, K, N, O, S, U, and V. Listen and check.

						
train	tree	egg	bike	phone	boot	car
A H J —	B — — E G P T —	F L M — — X Z	I Y	—	Q — W	R

d  1.30 Listen to the groups of letters.

1 E A I	3 K Q	5 V P B	7 V W
2 G J	4 C S	6 M N	8 Y U



e  1.31 Listen and circle the letter you hear in d.


f Say the abbreviations.


the **U**nited **K**ingdom
the **E**uropean **U**nion
a **V**ery **I**mportant **P**erson
the **U**nited **S**tates of **A**merica

a **P**ortable **D**ocument **F**ormat
a **C**hief **E**xecutive **O**fficer
Estimated **T**ime of **A**rrival
a **P**ersonal **A**ssistant

3 LISTENING & SPEAKING

- a  **Video** Watch the beginning of *A new student*. Who are Harry and Micaela? What's the problem?
- b  **Video** Watch the whole interview. Complete the form.


English House Language School
 Student information



First name ¹ Micaela

Surname ² quez

Age ³

Country ⁴

City ⁵

Address ⁶ 165

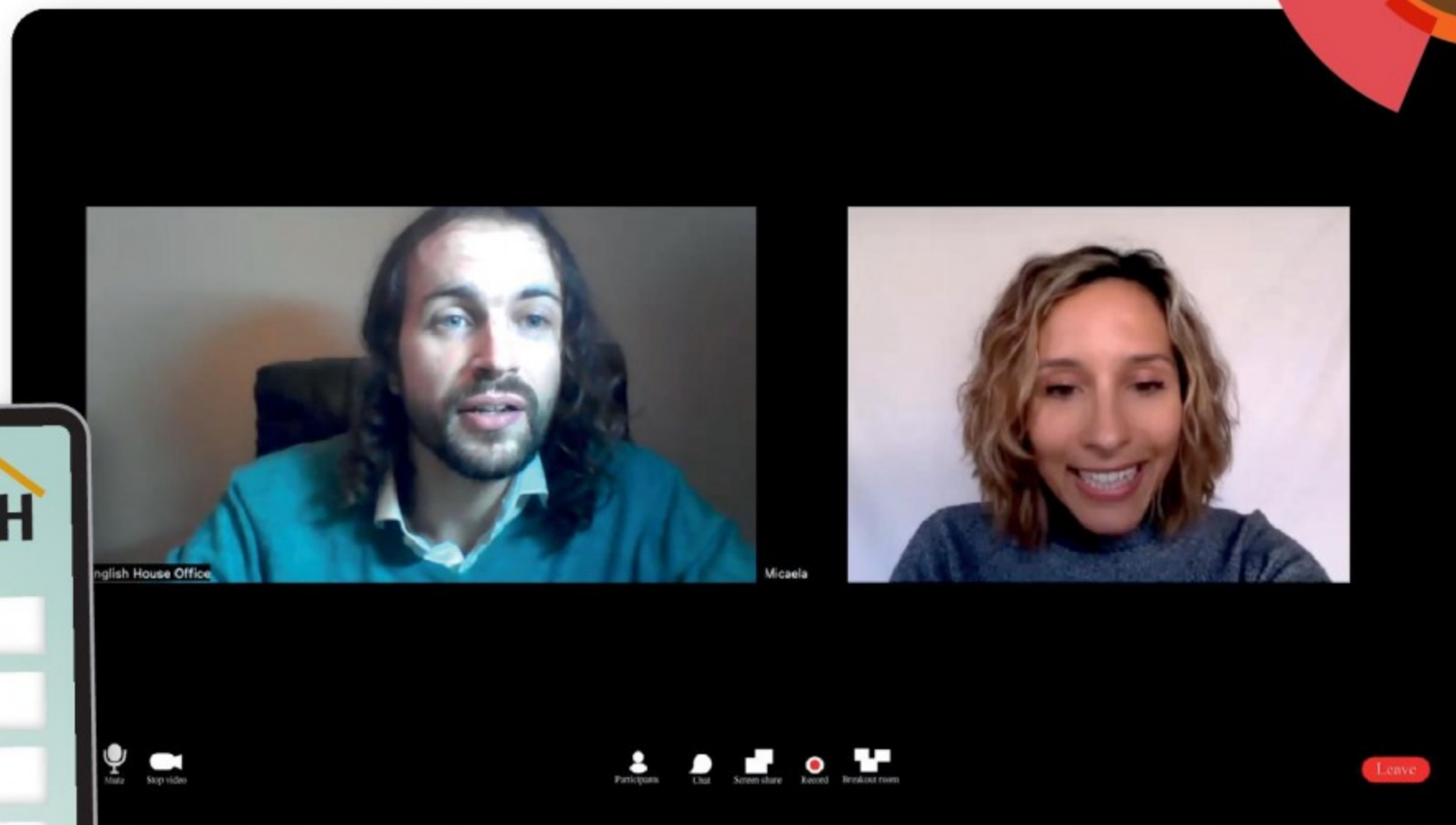
Postcode C1005 AAC


Email address ⁷ @mail.com

Phone [mobile] ⁸ 1115 8934 5568

[landline] +54 11 6023 5442

submit



- c  **1.32** Listen. Complete the questions.

- 1 What's your first name?
- 2 do you spell it?
- 3 your surname?
- 4 old are you?
- 5 Where are you ?
- 6 your address?
- 7 your postcode?
- 8 What's your (address)?
- 9 What's your phone ?

Sentence stress

In sentences we stress the important words.

What's your **first** name? It's **Micaela**.

- d Listen again and repeat the questions. Copy the rhythm.
- e Work with a partner. Ask the questions in c and write the answers.

Saying email addresses

@ = at . = dot

4 GRAMMAR possessive adjectives

- a Complete the conversations with *I, you, my, or your*.

A Where are ¹ you from?

B ² 'm from Argentina.

A What's ³ name?


B ⁴ name's Micaela.

- b  **Grammar Bank 1C** p.132


- c  **1.34** Listen. Change the sentences.

1  I'm Lena. My name's Lena.

2  You're Hamza. Your name's Hamza.

- d  **1.35** Look at the photos. Are they their real names? Listen and check.




- e  **Communication** What's his / her real name? **A** p.104 **B** p.109 Complete information about some actors and singers.

5 WRITING completing a form

-  **Writing Bank 1** p.115 Complete an application for a visa.



a  **Video** Watch *Ben arrives in London*. Tick (✓) what you see.

In Ben's photos

Ben a camera a train a plane a bus



In London


a train station  a girl  a phone 
a hotel  a bike 



b Watch again. Then circle the correct word.

- 1 He's 23 / 25 years old.
- 2 Ben is *British* / *American*.
- 3 He's from *California* / *Carolina*.
- 4 He's a photography *student* / *teacher*.
- 5 It's his *first* / *second* time in England.
- 6 Emma is his *mum* / *sister*.


2 CHECKING IN

a  **1.36**  Match the words and symbols. Then listen and check.



 a double room /'dʌbl ru:m/	 Reception /rɪ'sepʃn/
 the lift /lɪft/	 the bar /bɑ:/
 the ground (first, second, etc.) floor /graʊnd flɔ:/	 a single room /'sɪŋgl ru:m/

b Cover the words and look at the symbols.
Say the words.

c  **Video** Watch *Checking in*. Then answer the questions about Ben.

- 1 How many nights is his reservation for? _____
- 2 What's his room number? _____


d Watch again. Complete the **You hear** phrases.

You hear	You say
Good ¹ _____.	Hi. I have a reservation for four nights. My name is Ben Fischer.
Can you ² _____ your surname, please?	It's F-I-S-C-H-E-R.
Can I have your ³ _____, please?	Just a moment. Here you go.
Thank you. Can you sign here, Mr Fischer?	Sure.
Thank you. Here's your ⁴ _____. It's room 12, on the second floor. The ⁵ _____ is over there.	The lift? Oh, the elevator.
Yes. Would you like a ⁶ _____ of London?	Yes, please.
Here you are. Enjoy your stay, Mr Fischer.	Thank you.

British and American English

lift = British English *elevator* = American English



- e  **Video** Watch and repeat the **You say** phrases. Copy the rhythm. Then practise the conversation with a partner.

Requests and offers

Can you...? = Please do it.

Can you spell that?

Can you sign here?

Can I have...? = Please give me.

Can I have your passport, please?

Can I have my key, please?

Would you like...? = Do you want...?

Would you like a map?

Yes, please. / No, thanks.

- f **ROLE-PLAY** Work in pairs. Have conversations.

1 **A** You are the receptionist.
It's 11.00 a.m.
B's room is 14 on the second floor.
Begin: *Good morning.*

B You arrive at the hotel. Use your first name and surname.
Begin: *Hello. I have a reservation...*

2 **B** You are the receptionist.
It's 4.00 p.m.
A's room is 7 on the first floor.
Begin: *Good afternoon.*

A You arrive at the hotel. Use your first name and surname.
Begin: *Hello. I have a reservation...*


Greetings


Good morning = > 12.00

Good afternoon = 12.00 > 18.00

Good evening = 18.00 >

3 IN THE PARK

- a  **Video** Watch *In the park*. Then number the photos 1–4.



- b Watch again. Who says...? Write **B** (Ben) or **I** (Izzy).

1 This is a great camera! ☐

4 I'm very tired. ☐

2 Is my bag OK here? ☐

5 This is my favourite park. ☐

3 Where are you from in the US? ☐


6 What's your name? ☐

4 SOCIAL ENGLISH

- a Match the phrases from **A** with the responses in **B**.

A	B
1 Can I take a photo?	<input type="checkbox"/> Yes, I am.
2 You're American, right?	<input type="checkbox"/> Sure.
3 What do you think of London?	<input type="checkbox"/> You're welcome.
4 Are you on holiday?	<input type="checkbox"/> No, I'm a student.
5 Thank you.	<input type="checkbox"/> It's nice. I like it.



- b  **Video** Watch and check.

- c In pairs, practise the phrases and responses. Then change roles.

WHAT DO YOU THINK?

In pairs, look at the list. Say if you think they are *nice*, *OK*, or *not very nice*.

Ben Izzy London the hotel the park