

People and Occupations

Warm-Up

- ★ **A** **VOCABULARY** | Subject pronouns I, you, he, she, we, they | Read and listen. Then listen again and repeat.



- ★ **B** **VOCABULARY PRACTICE** | Write I, you, he, she, we, or they.





UNIT 1 COMMUNICATION GOALS

Lesson 1
Introduce people

Lesson 2
Identify people

Lesson 3
Spell names

Lesson 4
Describe people

★ C VOCABULARY | Occupations | Read and listen. Then listen again and repeat.



1 a teacher



2 a student



3 a singer



4 a musician



5 a chef




6 a doctor

D PAIR WORK | A: Say an occupation. "a chef" B: Point (👉) to the photo.

★ E INTEGRATED PRACTICE | Read each statement. Write the letter.

-d 1 She is a chef.
- 2 They are doctors.
- 3 He is a student.
- 4 She is a musician.
- 5 She is a doctor.
- 6 He is a singer.
- 7 He is a teacher.
- 8 She is a student.
- 9 They are chefs.



★ F LISTENING COMPREHENSION | Listen and write the occupations.

- 1 She's a
- 2 They're
- 3 We're
- 4 He's a
- 5 I'm a
- 6 They're



Introduce people

★ **A** **VOCABULARY** | More occupations | Read and listen. Then listen again and repeat.



1 a flight attendant



2 a writer



3 a manager



4 a scientist



5 a photographer



6 a pilot



7 an actor



8 an athlete



9 an artist



10 an engineer

Articles **a / an**a pilot
an actor

VOCABULARY EXPANDER p. 128

More occupations



B **GRAMMAR** | Verb **be**: Singular statements / Contractions

Affirmative statements

I **am** Peter. / I'm Peter.You **are** a pilot. / You're a pilot.He **is** a student. / He's a student.She **is** a teacher. / She's a teacher.Pam **is** a chef. / Pam's a chef.

Negative statements

I **am not** Gary. / I'm **not** Gary.You **are not** a singer. / You're **not** a singer. / You **aren't** a singer.He **is not** a chef. / He's **not** a chef. / He **isn't** a chef.She **is not** a doctor. / She's **not** a doctor. / She **isn't** a doctor.Pam **is not** an actor. / Pam's **not** an actor. /Pam **isn't** an actor.I'm **not** a doctor. I'm a chef.

Contractions

am → 'm

are → 're

is → 's

am not → 'm not

are not → 're not or aren't

is not → 's not or isn't

★ **C** **PRONOUNCE THE GRAMMAR** | Listen and repeat the grammar examples.

★ **D** VOCABULARY / GRAMMAR PRACTICE | Write each statement with a contraction.

- 1 She is not a scientist. *She's not a scientist.*
- 2 She is a student.
- 3 I am an actor.
- 4 He is not a manager.
- 5 You are a musician.
- 6 I am not a photographer.
- 7 She is not an athlete.
- 8 You are not a pilot.
- 9 He is an artist.

E PAIR WORK | Point to the people in the photos on page 8. Make affirmative and negative statements with contractions.

“He’s a flight attendant.”

“He isn’t a pilot.”



COMMUNICATION
ACTIVATOR

Now let’s introduce people.

★ **A** CONVERSATION MODEL | Read and listen.

- A: Zac, this is Eva. She’s an engineer.
 B: Hi, Eva. Nice to meet you.
 C: Nice to meet you, too, Zac!
 A: Zac’s a teacher.
 C: A teacher?
 B: Yes.

Social language
 Introduce people with
 “This is ____.”

★ **B** PRONUNCIATION PRACTICE | Listen again and repeat. Then practice the Conversation Model with two partners.

C CONVERSATION GROUP WORK | Personalize the conversation.
 Use your own occupations.

- A: _____, this is _____. _____’s _____.
 B: Hi, _____. Nice to meet you.
 C: Nice to meet you, too, _____.
 A: _____’s _____.
 C: _____.?
 B: Yes.

D CHANGE PARTNERS | Personalize the conversation again. Talk about other classmates’ occupations.





Identify people

A GRAMMAR | Verb **be**: Singular **yes** / **no** questions and short answers**Yes / no questions**

Are you a scientist?

Is he an actor?

Is Ann a photographer?

Short answersYes, I **am**. No, I'm **not**.Yes, he **is**. No, he's **not**. / No, he **isn't**.Yes, she **is**. No, she's **not**. / No, she **isn't**.

Are you Linda?

No, I'm **not**.
I'm Karen.**Be careful!**Yes, I am. NOT ~~Yes, I'm~~.Yes, she is. NOT ~~Yes, she's~~.

B PRONOUNCE THE GRAMMAR | Listen and repeat the grammar examples.

C GRAMMAR PRACTICE | Complete the conversations. Use contractions when possible.

1 A: **Is** Rachel a flight attendant?B: No, **she's not**. She's a pilot.

2 A: she Katherine?

B: Yes,

3 A: he an engineer?

B: No, He's an artist.

4 A: a musician?

B: Yes, I

5 A: Lisa a doctor?

B: No, She's a scientist.

6 A: Dylan?

B: No, I'm Evan.

D PAIR WORK | Practice the conversations in Exercise C.

E PAIR WORK | Ask and answer **yes** / **no** questions about names and occupations of students in the class.

Are you Martin?

Yes, I am.

Is Tania a teacher?

No, she isn't.

F GRAMMAR | Verb **be**: Plural statements and **yes** / **no** questions**Affirmative statements**We **are** doctors. / We're doctors.You **are** athletes. / You're athletes.They **are** engineers. / They're engineers.**Negative statements**We **are not** students. / We're **not** students. / We **aren't** students.You **are not** artists. / You're **not** artists. / You **aren't** artists.They **are not** doctors. / They're **not** doctors. / They **aren't** doctors.**Yes / no questions**

Are you managers?

Are they chefs?

Short answersYes, we **are**.Yes, they **are**.No, we're **not**. / No, we **aren't**.No, they're **not**. / No, they **aren't**.**Singular and plural nouns**an athlete → 2 athletes
a doctor → 3 doctors**Be careful!**Yes, we are. NOT ~~Yes, we're~~.Yes, they are. NOT ~~Yes, they're~~.

G PRONOUNCE THE GRAMMAR | Listen and repeat the grammar examples.

H GRAMMAR PRACTICE | Complete each statement or question with a singular or plural form of **be**. Use contractions when possible.

1 Sue and Ron engineers.

2 Hanna an athlete?

3 We not photographers.

4 you Rita and Wendy?

5 I not Tom. He Tom.

6 They not musicians.

I INTEGRATED PRACTICE | Circle the correct word or phrase to complete each statement or question.

1 We are (pilot / a pilot / pilots).2 Is she (manager / a manager / managers)?3 Ted and Vicky are (writer / a writer / writers).4 Are you and Mary (actor / an actor / actors)?5 I'm not (teacher / a teacher / teachers).6 Are they (student / a student / students)?

- ★ **J** **PAIR WORK** | Complete the questions about the people. Then ask and answer the questions.

Are they actors?

No, they aren't.
They're musicians.



1 actors?



2 flight attendant?



3 doctors?



4 singers?



5 musician?



6 chefs?



COMMUNICATION ACTIVATOR

Now let's identify people.

- ★ **A** **CONVERSATION MODEL** | Read and listen.

A: Excuse me. Are you Paula?

B: No, I'm not. I'm Diane. That's Paula.

A: Where?

B: Right over there.

A: Oh. Thank you.

B: You're welcome.

Social language
Introduce a question
with "Excuse me."

- ★ **B** **PRONUNCIATION PRACTICE** | Listen again and repeat. Then practice the Conversation Model with a partner.

- C** **CONVERSATION PAIR WORK** | Personalize the conversation with real names. Then change roles.

A: Excuse me. Are you?

B: No, I'm not. I'm That's

A: Where?

B: Right over there.

A: Oh. Thank you.

B: You're welcome.

- D** **CHANGE PARTNERS** | Personalize the conversation again.



FOR MORE PRACTICE, GO TO YOUR DIGITAL RESOURCES

UNIT 1

11



- ★ A **VOCABULARY** | The alphabet | Read and listen. Then listen again and repeat.



- ★ B **LISTENING COMPREHENSION** | Listen and circle the correct letter.

1 B V

4 A E

2 X S

5 U O

3 Z C

6 G J

- ★ C **LISTENING COMPREHENSION** | Listen and write the letter.

1 4

2 5

3 6 9

- D **PAIR WORK** | Partner A: Say a letter. Partner B: Point to the letter in the alphabet.

- ★ E **LISTENING COMPREHENSION** | Listen and circle the correct name. Then practice spelling all the names aloud.

1	Green	Greene	Grin
2	Leigh	Lee	Li
3	Katharine	Katherine	Catharine

- ★ F **LISTENING COMPREHENSION** | Listen to each conversation. Write the name.



1 I'm



2 I'm



3 I'm

- ★ G **GRAMMAR** | Proper nouns and common nouns

Proper nouns are names of people and places. Use a capital letter to begin a proper noun.

Harry Potter New York Canada

Common nouns are nouns that are not names.

occupation musician photo

Capital letters

A B C

Lowercase letters

a b c

★ **H** GRAMMAR PRACTICE | Circle the proper nouns. Underline the common nouns.

- 1 letters 3 alphabet 5 Suki Mason
2 China 4 name 6 Buenos Aires

★ **I** GRAMMAR PRACTICE | Check ✓ the common nouns. Capitalize the proper nouns.

- ☐ 1 Tony ☐ 5 mexico
☒ 2 chef ☐ 6 noun
☐ 3 paula keener ☐ 7 conversation
☐ 4 student ☐ 8 san francisco

★ **J** PRONUNCIATION | Syllables | Read and listen. Then listen again and repeat.

1 syllable	2 syllables	3 syllables	4 syllables
chef	sing • er	en • gin • eer	pho • tog • ra • pher

★ **K** PRONUNCIATION PRACTICE | With a partner, take turns saying each word. Write the number of syllables. Then listen to check your work.

- a alphabet c singer e musicians
..... b students d vocabulary f conversation



COMMUNICATION
ACTIVATOR

Now let's spell names.

★ **A** CONVERSATION MODEL | Read and listen.

- A: Hello. I'm Michael Aboud.
B: Excuse me?
A: Michael Aboud.
B: How do you spell that?
A: A-B-O-U-D.
B: Thanks.

Social language
Say "Excuse me?" if you don't understand.

★ **B** PRONUNCIATION PRACTICE | Listen again and repeat. Then practice the Conversation Model with a partner.

C CONVERSATION PAIR WORK | Personalize the conversation. Use real names. Then change roles.

- A: Hello. I'm
B: Excuse me?
A:
B: How do you spell that?
A:
B: Thanks.

D CHANGE PARTNERS | Personalize the conversation again.

KEEP TALKING! ●●●★

- Ask about occupations.
Are you a teacher?
Introduce people.
This is my friend, Emma.

Watch the video for ideas!





Describe people



A

READING | Read about the people.

PEOPLE

Meet Leonardo Jara, Pablo Pérez, and Sebastián Villa. They're athletes.

Is this Ali Smith? Yes! She's a writer.

This is Adam Driver. He's an actor.

This is Nadia Santini. She's a chef.

Is she Eunji? Yes! She's a singer.



B

READING COMPREHENSION | Answer the questions. Use short answers.

- 1 Is Pablo Pérez an athlete? Yes, he is.
- 2 Is Nadia Santini a writer?
- 3 Are Ali Smith and Eunji actors?
- 4 Is Eunji a chef?
- 5 Is Ali Smith a writer?
- 6 Are Pablo Pérez and Leonardo Jara athletes?



C


READING COMPREHENSION | Complete each sentence about the Reading. Use contractions when possible.

- 1 Adam Driver a singer. He an actor.
- 2 Pérez and Villa athletes. They writers.
- 3 Smith and Jara actors. She a writer, and he an athlete.
- 4 Eunji a singer. Eunji a writer.
- 5 Villa an actor. Villa an athlete.
- 6 Pérez and Santini writers. Pérez an athlete, and Santini a chef.



D

LISTENING COMPREHENSION | Listen to the conversations. Write the number of each conversation on the correct picture.



- E** **LISTENING COMPREHENSION** | Listen to the conversations. Complete the information. Then listen again to check your answers.

1

NAME
Marcus

OCCUPATION

2

The Language Institute

Josephine Brinley
English

1 800 555-4937

3

Dr. Gross
Doctor of Internal Medicine

CARING MEDICAL GROUP

4

Writer

amyb@pkl.com

- F** **ABOUT YOU** | Write your own responses with real information.
- 1 "Good morning! I'm Kate Portman."

YOU

- 2 "What's your occupation?"

YOU

- 3 "Are you Norman?"

YOU

- 4 "Thank you!"

YOU


COMMUNICATION ACTIVATOR

Now let's describe people.

PAIR WORK | Ask and answer questions about the pictures.

Is Sarah a photographer?

Yes, she is.



WRITING

Write affirmative and negative statements about the people in the pictures.

Ken isn't a scientist. He's a musician.

GUIDED WRITING p. 135



FOR MORE PRACTICE, GO TO YOUR DIGITAL RESOURCES


UNIT 1

15

Interactive Cool Down

1 Chat

Read the conversation. Then, with two partners, use the Chat Guides to create your own conversation. Cover your partners' Chat Guides with a sheet of paper.



Katya: Excuse me. Good evening.
I'm Katya. Are you David?
Ed: Good evening. No, I'm not. I'm
Ed. Are you a photographer?
Katya: Yes, I am.
Ed: Nice to meet you, Katya.
Katya: Nice to meet you, too, Ed.
Are you a teacher?
Ed: No, I'm not. I'm a student.

Katya: Oh. Is that David over there?
Ed: Yes.
Katya: Is he a student, too?
Ed: Yes, he is.
Katya: Thanks. Take care!

Katya: Hello, David. I'm Katya.
David: Excuse me?
Katya: Katya.
David: Oh. Hi, Katya. How are you?
Katya: I'm great, thanks.
David: How do you spell Katya?
Katya: K- A- T- Y- A.

Partner A's Chat Guide

- A** Excuse me. Good I'm Are you?
- B**
- A** Yes, I am.
- B**
- A** Nice to meet you, too, Are you?
- B**
- A** Oh. Is that over there?
- B**
- A** Is , too?
- B**
- A** Take care!

Now chat with Partner C

- A** Hello, I'm
- C**
- A**
- C**
- A** I'm , thanks.
- C**
- A**

Partner B's Chat Guide

- A**
- B** Good I'm Are you a photographer?
- A**
- B** Nice to meet you,
- A**
- B**
- A**
- B** Yes.
- A**
- B**
- A**

Partner C's Chat Guide

- A**
- C** Excuse me?
- A**
- C** Oh. Hi, How are you?
- A**
- C** How do you spell ?
- A**

2 THE OCCUPATION GAME




Work with a partner. Look at the pictures. Ask your partner a **yes / no** question about the people and the occupations. Answer your partner's question.

Is Amy a writer?

No, she isn't.

Are Sue and Bob musicians?

Yes, they are.



PROGRESS SELF-CHECK

NOW I CAN

For more practice ...

Unit Review, p. 139 / Practi-Chant, p. 158

★ Connect TV / Test-Taking Skills Booster

☐ Introduce people.

☐ Identify people.

☐ Spell names.

☐ Describe people.