

1A


Nice to meet you

- G** verb *be* (singular): *I* and *you*
- V** numbers 0–10, days of the week, saying goodbye
- P** /h/, /aɪ/, and /iː/

Hi, I'm Helen.

Hello, I'm Tom. Nice to meet you.

1 LISTENING & SPEAKING


- a**  **Video** Watch *In a coffee shop* with the subtitles.
- b** Read the conversations. Match them to photos 1–4. Watch the video again without the subtitles and check.

Tom Hello. Are you Helen?
Helen Yes, I am. And you're Tom.
Tom Yes! Nice to meet you.
Helen Nice to meet you.
Tom Just a minute.

Helen A cappuccino, please.
Barista 1 What's your name?
Helen Helen.
Barista 1 Ellen?
Helen No, Helen.
Barista 1 Helen. OK.

Tom Hi. A tea, please.
Barista 1 What's your name?
Tom Tom.
Barista 1 Dom.
Tom No, I'm Tom, not Dom.
Barista 1 Sorry.

Barista 2 Are you Diana?
Helen No, I'm not. I'm Helen.
Barista 2 Sorry.
Helen. Your cappuccino.
Helen Thanks.

- c**  **Video** Watch *In a coffee shop* (*Listen and repeat*). Repeat the conversations.


- d** In pairs, practise the conversations.

2 GRAMMAR verb *be* (singular): *I* and *you*

- a** Write *I* or *You* in photos A and B.



- b** **G Grammar Bank 1A** p.92

- c**  **1.4** Listen and say the contractions.

1) *I am* *I'm*



3 VOCABULARY numbers 0–10



- a 1.5 Listen and tick (✓) the correct photo.
- b **Vocabulary Bank Numbers** p.116
Do Part 1.
- c 1.7 Listen and write the numbers.
7
- d 1.8 Listen and say the next number.
» one, two **three**

4 PRONUNCIATION

/h/, /aɪ/, and /i:/

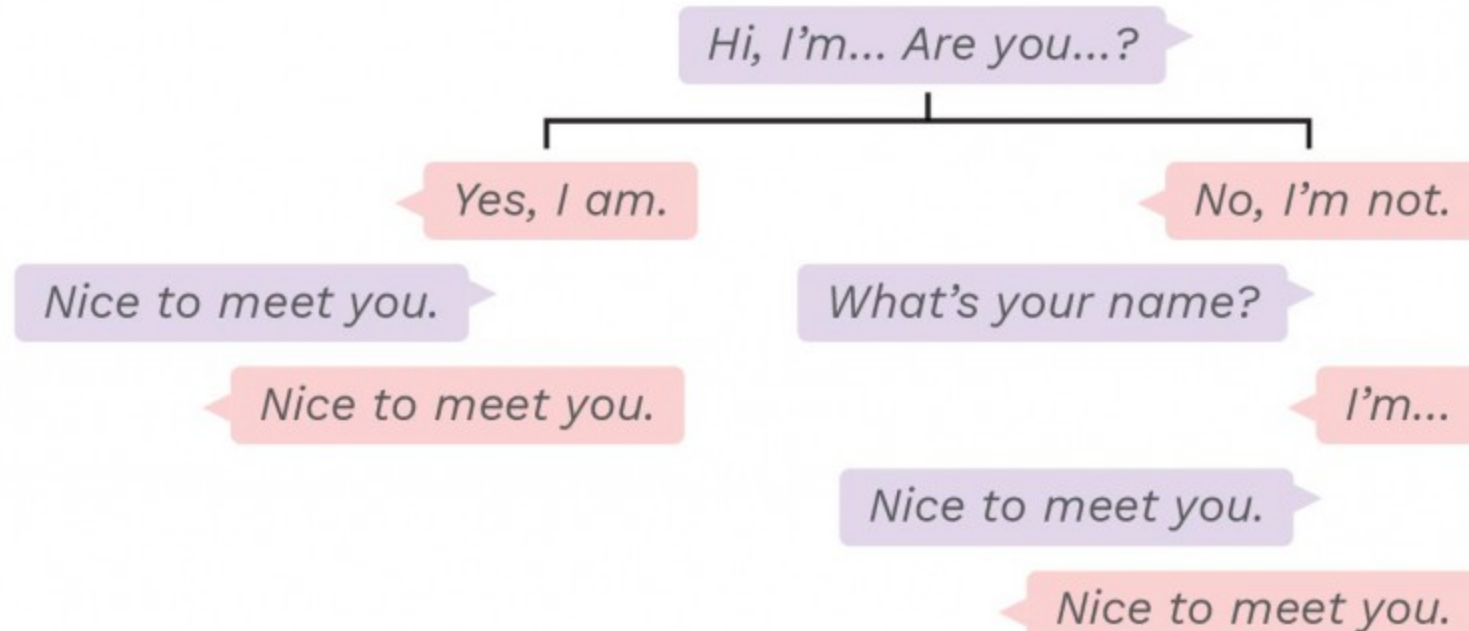
- a 1.9 Listen and repeat the sounds and words.

	house	hi hello Helen
	bike	I'm nice five nine
	tree	meet three tea please

- b 1.10 Listen and repeat the sentences.
Hello, **H**elen!
Hi, I'm **M**ike.
Th**ree** **tea**s, **plea**se.

5 SPEAKING

Practise with other students.



6 VOCABULARY

days of the week, saying goodbye

- a 1.11 Listen and repeat the days of the week.

Monday /'mʌndeɪ/

Tuesday /'tʃuɜːzdeɪ/

Wednesday /'wenzdeɪ/

Thursday /'θɜːzdeɪ/

Friday /'fraɪdeɪ/

Saturday /'sætədeɪ/

Sunday /'sʌndeɪ/

Capital letters

Monday **NOT** monday

Friday **NOT** friday

- b Write days of the week.

today = _____ tomorrow = _____

the weekend = _____ and _____

- c Cover a and say the days from Monday to Sunday. What days are your English classes?

- d 1.12 Listen and repeat.



- e Say goodbye.

Bye. See you tomorrow.

1B

Music round the world

G verb *be* (singular): *he, she, it*

V countries

P /ɪ/, /əʊ/, /s/, and /ʃ/

Where's he from?

He's from Brazil.

1 VOCABULARY countries

a **1.13** Listen to the music. Where's it from? Write 1–5.

- ☐ China ☐ England ☐ Spain
☐ the United States ☐ Nigeria

b **1.14** Listen and check.

c **Vocabulary Bank** Countries and nationalities p.117 Do Part 1.

d **Video** Watch the video. What countries are they?




e **1.16** Listen and repeat the conversation. Copy the rhythm.

- A Where are you from?
B I'm from Toledo.
A Where's Toledo?
B It's in Spain.

f Practise the conversation with your city and country.

g **Communication** Where is it? A p.78 B p.82 Ask and answer questions about cities and countries.



2 GRAMMAR verb *be* (singular): *he, she, it*

a **1.17** Listen to the conversation. Write the countries.

- A Wow! Lucas Santtana!
B Where's he from?
A He's from ¹_____.
B Is Lila Downs from ²_____, too?
A No, she isn't. She's from ³_____.
B Is she good?
A Yes, she is. Very good.



b **1.18** Listen again and repeat.

c In pairs, practise the conversation.

d Match the words with the photos.

- ☐ she
☐ it
☐ he



e Complete the chart for *be* (singular).





+ I am = I'm
you are = you're
he is = he _____
she is = she _____
it is = it _____

- I am not = I'm not
you are not = you aren't
he is not = he _____
she is not = she _____
it is not = it _____

f **Grammar Bank 1B** p.92

3 PRONUNCIATION /ɪ/, /əʊ/, /s/, and /ʃ/

a 1.22 Listen and repeat the sounds and words.

	fish	it Italy six England
	phone	no don't Poland Mexico know
	snake	say seven city nice
	shower	she Russia

b 1.23 Listen and repeat the sentences.

Is he from Italy?

I don't know.

It's a nice city.

She's from Russia.

4 LISTENING & SPEAKING

a 1.24 Listen to the difference between *he* and *she*.

- 1 a Is **he** from Egypt? b Is **she** from Egypt?
- 2 a **He's** from Spain. b **She's** from Spain.
- 3 a Where's **he** from? b Where's **she** from?
- 4 a **He's** nice. b **She's** nice.
- 5 a Where is **he**? b Where is **she**?

b Practise saying the questions and sentences in a.

c 1.25 Listen and tick (✓) the sentence you hear in a.

d 1.26 Listen and write six sentences or questions.

1) *He's from Egypt.*

e Look at photos 1–12. Ask and answer questions about the people or instruments.

Where's he from? He's from the USA.

Where's she from? She's from Japan.

Where's it from? It's from Spain.

f 1.27 Listen and check.

g Test your partner. Point to a photo and ask a question with *Is he / she / it from...?*

Number two. Is she from China?

No, she isn't. She's from Japan.



1 PRONUNCIATION the alphabet

a 1.28 Listen to the alphabet. Repeat the letters.

Aa Bb Cc Dd
Ee Ff Gg Hh
Ii Jj Kk Ll
Mm Nn Oo Pp
Qq Rr Ss Tt
Uu Vv Ww
Xx Yy Zz

b 1.29 Listen and repeat the sound words, sounds, and letters.

	tree	B C D E G P T V
	egg	F L M N S X
	train	A H J K

c 1.30 Listen to the difference between the letters.

- | | |
|-------|--------|
| 1 E A | 7 G J |
| 2 E I | 8 K Q |
| 3 U W | 9 M N |
| 4 Y I | 10 S C |
| 5 B P | 11 D T |
| 6 B V | 12 W V |

d 1.31 Listen. Circle the letter you hear in c.

e 1.32 Look at the photos. How do you say the letters? Listen and check.



f Communication Hit the ships A p.78 B p.82 Play a game with numbers and letters.

2 VOCABULARY the classroom

a 1.33 Listen and complete the conversation with the words from the list.

Book English spell What

Student 1 _____'s *libro* in 2 _____?
Teacher 3 _____.
Student How do you 4 _____ it?
Teacher B-O-O-K.

b Vocabulary Bank The classroom p.118

c Complete the conversations.

1 Teacher _____ your books, please. _____ to page 7.
Student _____, can you _____ that, please?
Teacher Go to page 7.

2 Student _____ me. _____ do you spell 'birthday'?
Teacher B-I-R-T-H-D-A-Y.

3 Student _____ I'm late.
Teacher That's OK. Sit _____, please.

d 1.36 Listen and check.

e In pairs, practise the conversations in c.

f 1.37 Listen and do the actions.


1) Stand up.

3 CHECKING INTO A HOTEL

a  **Video** Watch *Meet Rob*. Circle a or b.

- 1 Rob is from _____.
a the UK
b the USA
- 2 He's _____.
a an artist
b a journalist
- 3 He's in Poland _____.
a on holiday
b for work




b  **Video** Watch *Checking into a hotel*. Then order the sentences.



- 7 W-A-L-K-E-R.
- ☐ My name's Rob Walker. I have a reservation.
- ☐ Sorry?
- ☒ Hello.
- ☐ How do you spell it?
- ☐ Walker.
- ☐ Sorry, what's your surname?
- ☐ Thank you. OK, Mr Walker. You're in room 321.
- ☐ Good afternoon.
- ☐ W-A-L-K-E-R.
- ☐ Thanks.

Names

name	Rob Walker
first name	Rob
surname (or family name)	Walker

c  **Video** Watch *Checking into a hotel* (Listen and repeat). Repeat the conversation.

d **ROLE-PLAY** In pairs, role-play the conversation. Use your name and surname.

Greetings


Good <u>morning</u>	» 12.00 p.m.
Good <u>afternoon</u>	12.00 » 6.00 p.m.
Good <u>evening</u>	6.00 p.m. »

4 BOOKING A TABLE



a  **Video** Watch *Meet Jenny*. Circle a or b.

- 1 Jenny's from _____.
a the USA
b the UK
- 2 _____ is her birthday.
a Today
b Tomorrow
- 3 Locanda Verde is a _____.
a restaurant
b club

b  **Video** Watch *Booking a table*. Then complete the information.

Locanda Verde

Bookings

Day

Table for people

Time (o'clock)

Name Jenny Ziel

Z

In the USA, Z = zee /zi:/
In the UK, Z = zed /zed/

5 USEFUL PHRASES

 **Video** Watch and repeat the useful phrases.

I have a reservation.	Good morning.
How do you spell it?	How can I help you?
Sorry?	A table for tomorrow, please.
Thank you.	That's right.